



Government Actuary's Department

Local Government Pension Scheme (Scotland)

Actuarial valuation as at 31 March 2014

Report on membership data

Date: 4 January 2016

Authors: Michael Scanlon FIA
John Bayliss FIA



Contents

	page
1 Introduction	1
2 Summary of data before and after the review process	3
3 Description of the data provided	10
4 Review of the data provided – process	11
5 Review of the data provided – comments and adjustments	12
6 Comparison of data with Report and Accounts as at 31 March 2014	16
7 Conclusions	17
Appendix A: Data items requested	18
Appendix B: List of funds	26



1 Introduction

- 1.1 This report discusses and summarises the membership data provided to GAD and to be used by GAD for the purposes of the actuarial valuation of the Local Government Pension Scheme (Scotland) (the "Scheme") as at 31 March 2014. It also sets out the checks that GAD has undertaken on this data, and provides a summary of the database proposed for this exercise.
- 1.2 The results of the valuation will be critically dependent on the quality and correctness of the data used. The purpose of this document is to ensure that users of the valuation report understand the issues relating to the data and, in particular, those issues that may have a material impact on the valuation result.
- 1.3 HM Treasury's Public Service Pensions (Valuations and Employer Cost Cap) Directions 2014 ("the HMT Directions"), as amended, require that a valuation of the Scheme is carried out as at 31 March 2014. This valuation will calculate the "employer cost cap" for the Scheme as defined in Section 12 of the Public Service Pensions Act 2013.
- 1.4 The HMT Directions also require an assessment of the Scheme's accrued past service liabilities to be made and an employer contribution rate to be calculated. However neither of these will affect the operation of the cost control mechanism, and the actual employer contributions will be paid in accordance with each administering authority's rates and adjustments certificate issued under Regulation 62 of the Local Government Pension Scheme Regulations 2013. The calculation of the "employer cost cap" at this valuation is therefore the most significant outcome of this valuation in relation to the operation of the Scheme.
- 1.5 Any checks that GAD has made on this data and information are limited to those described in this report, including any checks on the overall reasonableness and consistency of the data. These checks do not represent a full independent audit of the data supplied and do not by themselves confirm or guarantee the overall quality or correctness of the data. In particular, GAD has relied on the general completeness and accuracy of the information supplied without independent verification.
- 1.6 The data requested by GAD was intended to be not materially different from the data that the respective local authority funds would be using for their own local funding actuarial valuations as at 31 March 2014.
- 1.7 GAD is grateful to the administering authorities and their actuarial advisors for the prompt provision of data, and their responses to follow-up queries.
- 1.8 The contents of this report have been agreed with Scottish Public Pensions Agency (SPPA) who have confirmed that they are content for the resulting data to be used in the valuation, both for the determination of the "employer cost cap" in relation to future service costs, and for other purposes required by the HMT Directions. Other purposes include:
 - a statement of the liabilities of the scheme
 - the value of the Scheme's notional assets
 - an "employer" contribution rate to fund scheme benefits (actual employer contributions are set locally)
 - expected member contribution yields.



- 1.9 Experience data used to inform the assumptions appropriate for the valuation are the subject of a separate report.
- 1.10 This report is addressed to the SPPA acting on behalf of Scottish Ministers. This report should not be reproduced or disseminated to other parties without prior consent. The Government Actuary's Department (GAD) does not accept any liability to third parties, whether or not it has agreed to the disclosure.



2 Summary of data before and after the review process

2.1 A summary of the aggregate membership data is given below. For each category of member, we have provided tables which summarise the data actually received, covering the 11 funds together with charts showing the distributions of the different memberships, pensions and salaries by age. For only the deferred pensioners there was a difference between the summary of data supplied and that to be used for the valuation, as a result of the checks set out in the following sections.

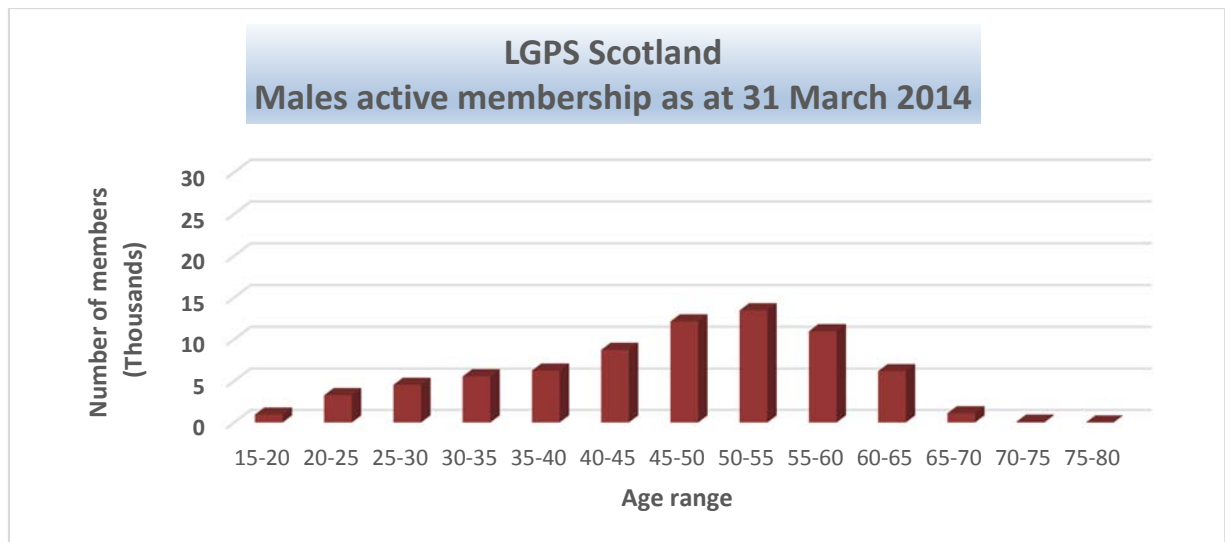
2.2 Summary of active member data

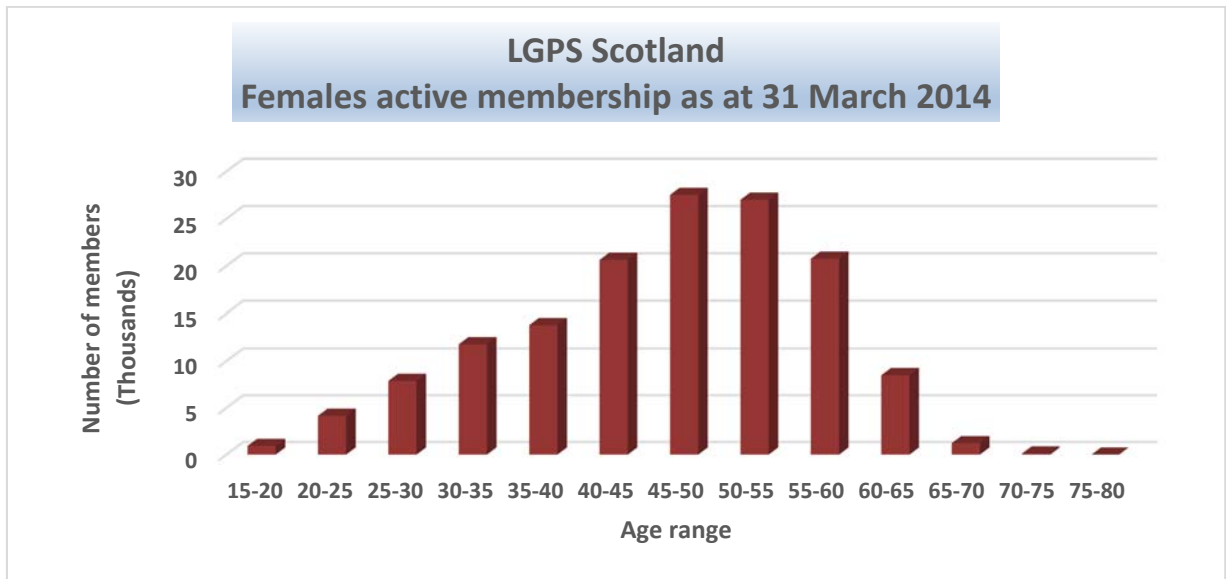
Data received/used for valuation

Gender	Number of members	Total pensionable pay (actual) (£m) (i)	Average age (unweighted)	Average age weighted (ii)
Male	73,304	1,803	46.2	47.2
Female	144,340	2,439	46.1	46.2
Total	217,644	4,242	46.1	46.6

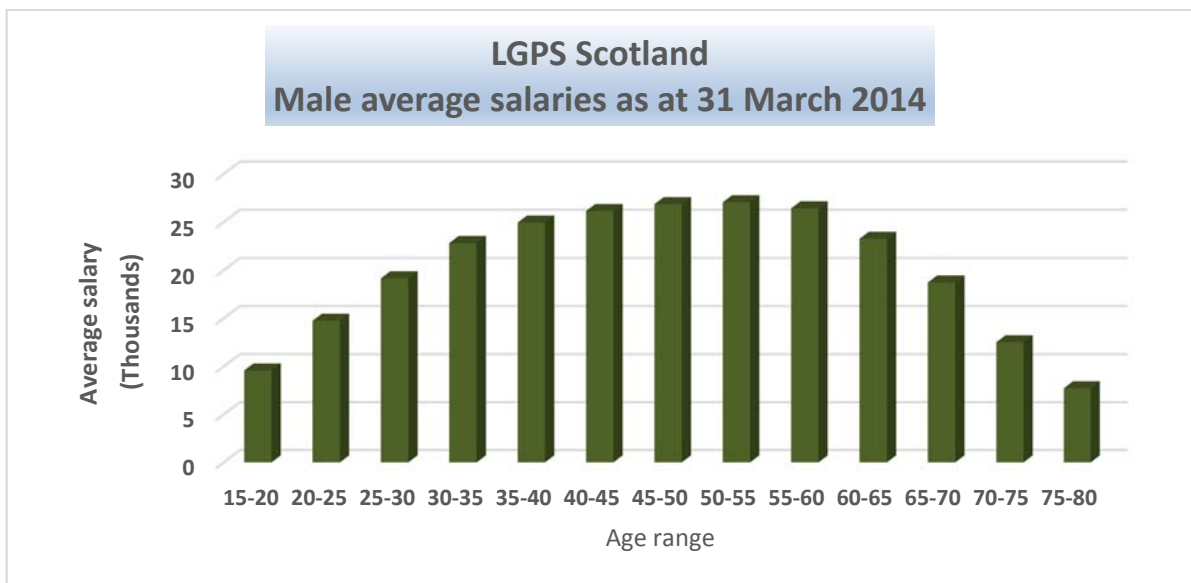
- i. The pay shown is actual pay for the time worked as at 31 March 2014.
- ii. Age weighted by actual pensionable pay.

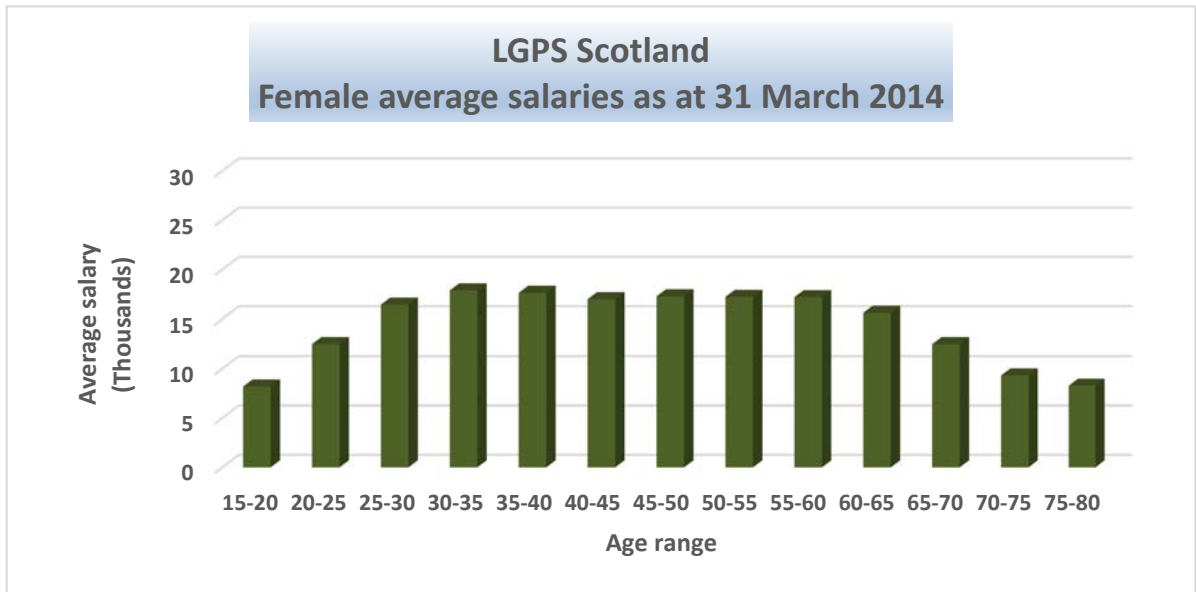
The charts below illustrate the distribution of active membership for males and females as at 31 March 2014.





The following charts illustrates the distribution of average salaries for males and females by age as at 31 March 2014.







2.3 Summary of deferred member data

Data Received

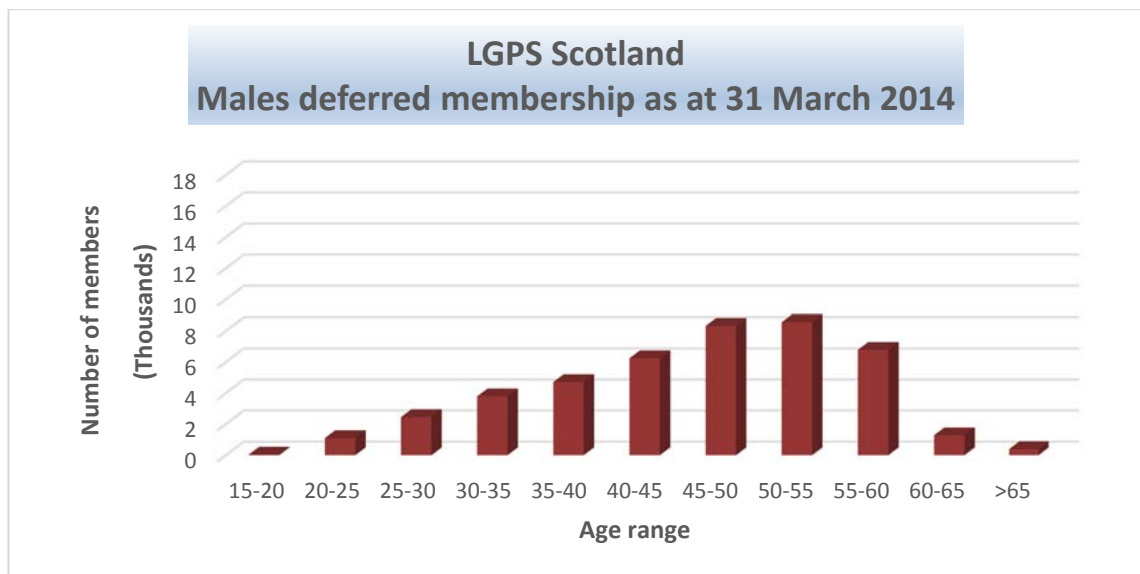
Gender	Number of members	Total deferred pension (£m) (i)	Total accrued lump sums (£m) (i)	Average age (unweighted)	Average age (weighted) (ii)
Male	43,677	99.4	267.2	45.8	49.2
Female	81,640	118.0	305.4	46.5	48.5
Total	125,317	217.4	572.6	46.3	48.8

Data used for valuation

Gender	Number of members	Total deferred pension (£m) (i)	Total accrued lump sums (£m) (i)	Average age (unweighted)	Average age (weighted) (ii)
Male	43,677	99.4	267.2	45.8	49.2
Female	81,640	118.0	304.7	46.5	48.5
Total	125,317	217.4	571.9	46.3	48.8

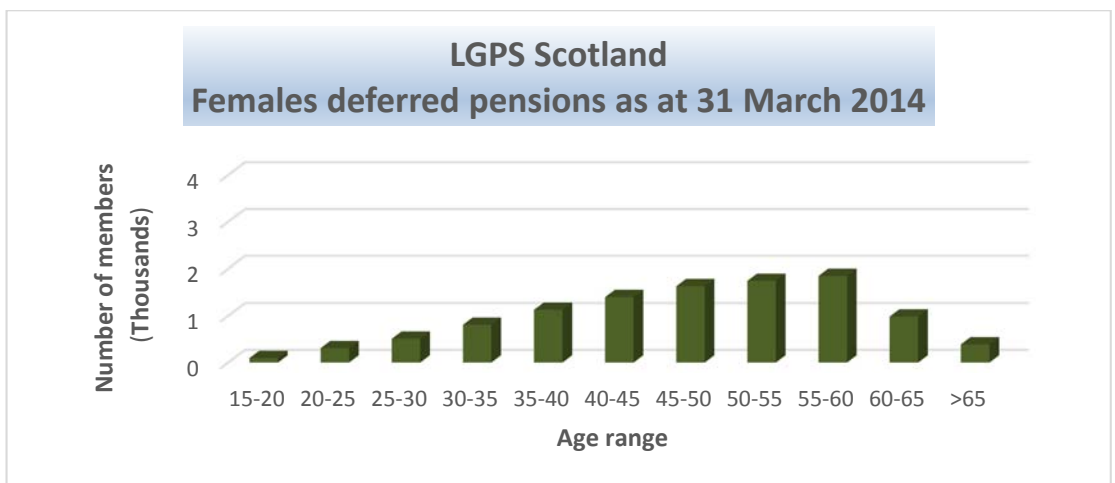
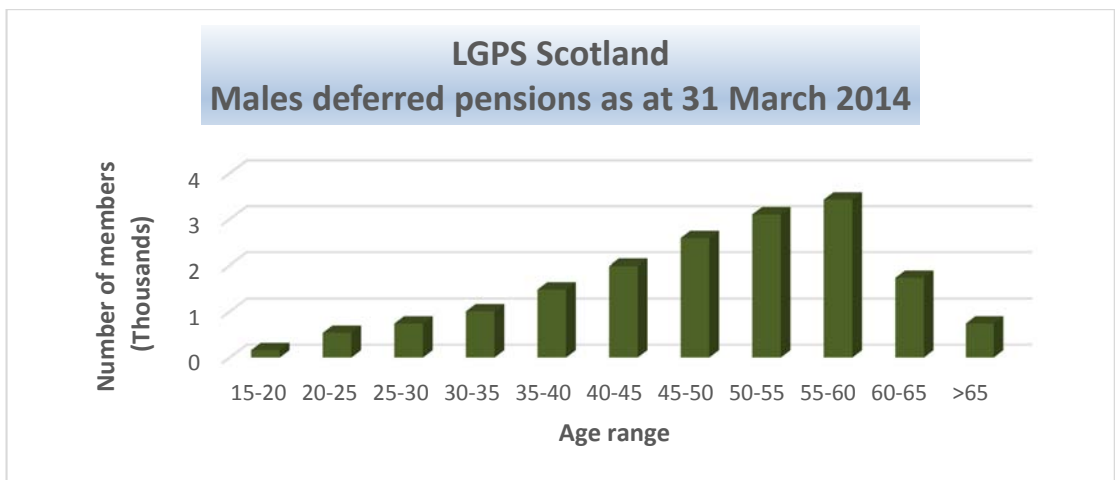
- i. Deferred pension as at 1 April 2014. Accrued lump sum as at 1 April 2014.
- ii. Weighted by deferred pension.

The charts below illustrate the distribution of deferred males and females by age as at 31 March 2014.





The charts below illustrate the distribution of average deferred pensions for males and females by age as at 31 March 2014





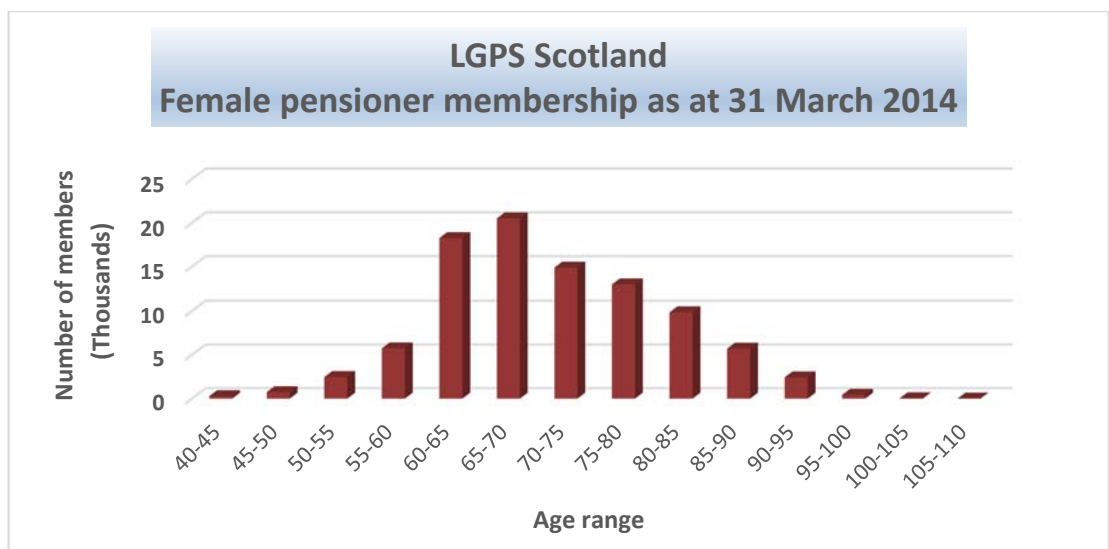
2.4 Summary of pensioner data

Data received/used for valuation

Gender	Number of members	Total pension (£m) (i)	Average age (unweighted)	Average age (weighted) (ii)
Male	67,654	494.3	69.2	68.5
Female	95,154	352.5	70.6	69.2
Total	162,808	846.9	70.0	68.8

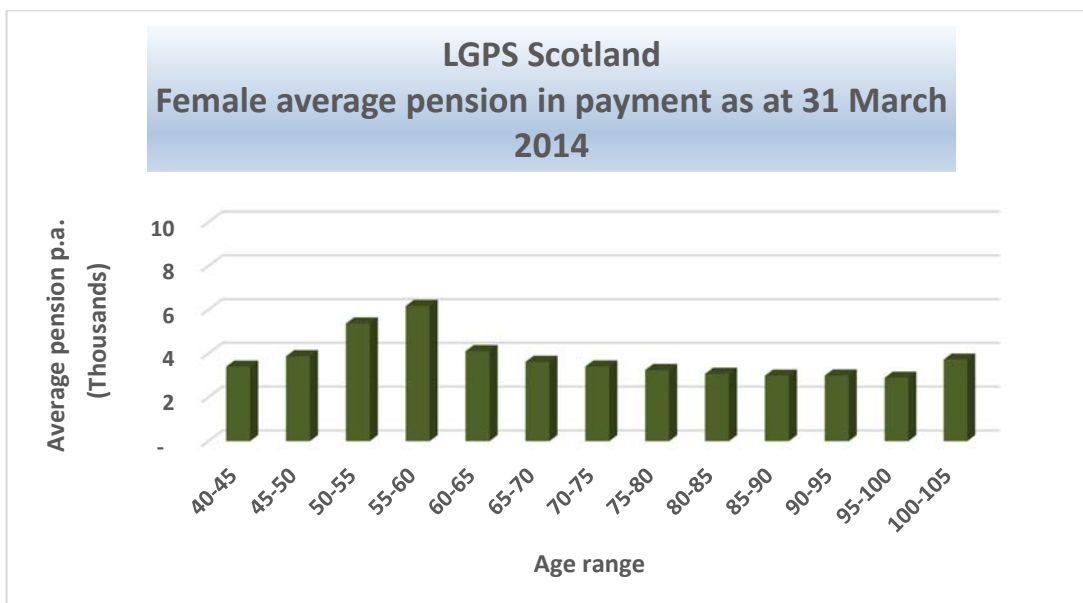
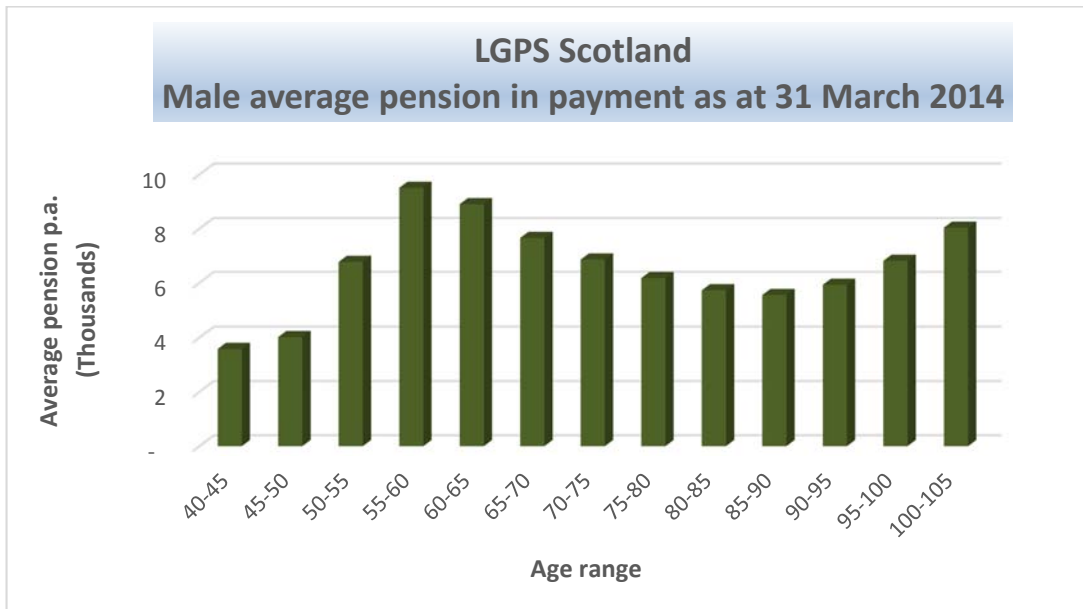
- i. Pension in payment as 1 April 2014
- ii. Weighted by pension.

The charts below illustrate the membership distribution for males and females pensioners by age as at 31 March 2014.





The charts below illustrates the distribution of pensions in payment for males and females pensioners by age.





3 Description of the data provided

- 3.1 Membership data were requested from the administering authorities representing the 11 funds. Appendix A contains the data specification that was provided to each authority along with a spreadsheet template. The 11 funds are listed in Appendix B.
- 3.2 The specification also included a request for a statement: “that the Fund Actuary believes this data to be fit for the purpose of valuing the Fund they advise (along the lines of that included in local valuation reports)”, as shown in Appendix A (section 2 of the data specification). Explicit statements along these lines were provided in relation to a number of funds but, where such an explicit statement was not made, it was assumed that the data reflected GAD’s stated intention that the data to be provided would be essentially the same data as the respective Fund would use for its own funding valuation as at the same date. It was therefore assumed, in these cases, that the data should already have been appropriately reviewed for that similar purpose.
- 3.3 In most cases, the authorities arranged for the data to be provided on their behalf by their actuarial advisers.
- 3.4 Individual member data were supplied for active members, deferred members and current beneficiaries of the Scheme, together with comparable data on movements during the three-year period ending on 31 March 2014.
- 3.5 Having obtained the data sets from the authorities or their actuarial advisers, GAD undertook a range of reviews to ensure that the principal items of data appeared reasonable, and that the individual authorities’ data appeared reasonable in the context of the combined data.



4 Review of the data provided – process

- 4.1 This Section summarises the validation and review process applied to the data submitted to GAD.
- 4.2 All data provided were reviewed against the data specification for both completeness and consistency. In a number of cases this led to requests for revised data sets to be submitted, especially where significant items of data were initially omitted.
- 4.3 Detailed membership checks were not undertaken since we relied upon the data validation work carried out by the respective funds' actuarial advisers. Our reviews were therefore focused on the presence and consistency of the specified data items and especially those that are most significant for the valuation exercise. The significant data items are dates of birth, pensionable salaries, deferred pensions, pensions in payment, service data, and part-time proportions.
- 4.4 We reviewed the totals and averages of key data elements by authority, to check there were no major inconsistencies in data provision between authorities. For example, average age, gender distribution and full-time equivalent pensionable pay might be expected to be reasonably similar from one authority to another, so that a comparison of these items against the average across all authorities could reveal a difference that either had a plausible explanation or else indicated an issue with the data. Our analysis indicated that the distribution of memberships under key measures were consistent across all authorities.
- 4.5 In our data analysis we identified some records which fell outside of a logically acceptable range (for example, an active member born before 1 April 1939 should no longer be accruing service under scheme legislation). Although we would normally exclude those members from the data, the incidence for these anomalies was very low, so we considered them to be immaterial and kept those records in the datasets.
- 4.6 This is the first valuation that GAD is undertaking for LGPS Scotland and hence we cannot reconcile the data that has been provided to us from any previous valuation.
- 4.7 We were able to compare the active data against the data as at 31 March 2011 that we used for the purpose of the work we did on Scheme reform. The comparisons of the number of active members and total and average salaries were reasonable.
- 4.8 For non-active members, the only independent data available were the funds' Reports and Accounts over the period 2011-2014. Consequently we relied on each fund's Report and Accounts to perform reasonableness checks. We compared the total numbers of deferreds and pensioners, total deferred pensions and total pensions in payment for each funds and found that differences were within acceptable ranges.
- 4.9 Additionally, we were able to rely on the fact that the 2014 data for each fund had already been reviewed by the fund actuary for the purpose of that fund's valuation.



5 Review of the data provided – comments and adjustments

5.1 This Section gives comments on the non-trivial data issues identified from our review, describes the actions or data adjustments that have been made, and where appropriate comments on the significance of the issues or actions/adjustments for the reliability of the exercise.

Active members

1. 8,680 Critical Retirement Dates (CRD) for mainly 3 funds were not provided in the data.
 - *We used member's service dates and applied the Rule of 85¹ to calculate an implied CRD.*
2. Data for pensions in payment for active members in flexible retirement were missing for the each of the 11 funds.
 - *We consider this data item to be immaterial to the purpose of this valuation as the number of members under this category was insignificant.*
3. There were some active members with FTE Pensionable Salaries of over £250,000 p.a. and the largest was £744,000 p.a.
 - *For those members the FTE Pensionable Salaries were inflated because the part-time proportion appeared to be incorrect with unusually small proportions. We have therefore pragmatically assumed a part-time proportion of 50% and have recalculated FTE pay.*
4. For two of the funds, there were some members with service accrued between March 2008 and March 2009 which was greater than 1 year, with some records showing service in excess of 40 years.
 - *We assumed that the service information was correct but have been entered in the incorrect field and therefore will be allowed for appropriately in the valuation.*
5. For all the funds, there were some members with service accrued after March 2009 of greater than 5 years, with some ranging between 20 to 43 years.
 - *We assumed that the service information is correct but entered in the incorrect field and therefore will be allowed for appropriately in the valuation.*
6. We understand "Councillors" were included within the data, but there was insufficient information supplied to us to identify them. Only one of the funds

¹ Under the Rule of 85 a member could retire on a full pension if the sum of their age and length of service equalled or exceeded 85 years subject to a minimum of age 60 and maximum age 65.



provided an identifier for these members. No data were provided on their accrued pensions that would allow us to value their past service liabilities accurately.

For past service, Councillors accrued benefits based on career average revalued earnings (CARE) rather than final salary. Because we do not have sufficient information to be able to identify them, the majority will be valued as final salary members, which means in general a higher value will be placed on their past service liability than should be the case. For future service, there is no impact, because all benefits are CARE based.

➤ *Since Councillors comprise around 0.5% of the total membership, we consider this issue to be immaterial for the purpose of the valuation.*

7. For one of the funds, the majority of the records have Pre 2008 additional service of 1 year. For any given member, this additional service could relate to a transfer in or a purchase of added years. We considered that the high incidence of a 1 in this field to be unlikely in practice.

➤ *We considered this to be immaterial for the purpose of this valuation and made no changes to the data.*

8. Some requested data items (e.g. GMP information, pension debits and credits on divorce, etc.) were either not provided consistently or were not provided at all.

➤ *The absence of information relating to GMP, pension debits and credits may impact our assessment of past service liabilities. Of these omissions, GMP data were the most widespread and potentially the most material. These deficiencies will not impact the future service assessment, but will affect past service liabilities slightly.*

To deal with the absence of GMP data, we propose to make an adjustment in the assessment of the past service liabilities based on an estimate of the total GMPs across the entire membership. Given the lack of data, such an adjustment should be adequate for the purposes of estimating the Scheme's accrued past service liabilities. This pragmatic adjustment is based on the earnings profile of the Scheme. The adjustment does not materially affect this valuation.

9. For one of the funds, service accrued prior to March 2009 was placed in the field for service accrued prior to March 2008. We were advised of this by the data provider and we have therefore made the following amendment to the dataset.

➤ *We have used available service data to reallocate the service periods into the appropriate fields.*

10. For one of the funds, service accrued between March 2008 and March 2009 was missing. This was as a consequence of 5.1(9) above.

➤ *We amended available service data and reallocated the service periods to the appropriate fields.*



11. For all of the funds there was no additional service data for period between March 2008 and March 2009 and post March 2009. One of the funds did provide additional service data for period prior to March 2008 under an additional field.
 - *We have reallocated service data from the additional field to the appropriate Pre March 2008 additional service field. For Post March 2008, we were advised that all additional service are accrued at the 80th accrual rate and therefore been included in the Pre March 2008 additional service field. Again the materiality of this adjustment is low.*
12. There were 113 records with missing contribution rates.
 - *We have calculated the missing contribution rates using the SPPA member contribution guidance.*
13. There were 1,775 records with no service data.
 - *We used member's date joined service and part-time proportion to calculate this data item for these members.*

Deferred members

1. Critical Retirement Dates (CRDs) were not provided by 8 of the 11 funds.
 - *We calculated an average Critical Retirement Age using the current active membership data and used this to apply to deferred members with missing CRDs as a proxy. There could be a degree of understatement of liability using this approach. However, we do not expect this to be material.*
2. For all but 2 funds no date to which GMP is revalued was provided.
 - *As for actives above, we propose to make an adjustment in the assessment of the past service liabilities based on an estimate of the total GMPs across the entire membership. Given the lack of data, an adjustment of this sort will be adequate for the purposes of estimating the Scheme's accrued past service liabilities.*
3. Some records in the GMP fields have negative values
 - *As (2) above.*
4. The data provided included member records where current age is over Critical Retirement Age (CRA).
 - *We will value these deferred members as immediate pensioners but include them within the deferred pensioner liability. This will make up a small proportion of the total deferred liability.*



5. Some deferred pensioner records were provided without a split into different tranches of service between Pre-2008 and Post-2008 service. 95,200 records had no splits, while 17,390 records were provided with Pre-2009 and Post-2009 splits rather than Pre-2008 and Post-2009.
 - *As there are differences in the benefits between the different tranches and considering the total number of records, the results could be materially different if we just value the total benefits as just one of the tranches. However, as the accrued lump sum is available in the data and is a function of the pension accrued, we have used this information to derive the different tranches. We consider that this will provide sufficient accuracy for the purposes of the valuation.*
6. There was one deferred member with a lump sum of over £700,000 which was disproportionate to the deferred pension and other member details.
 - *For that member we replaced the lump sum with 3 x pension.*

Pensioners and dependants

1. 755 member records have missing date of leaving active status
 - *This omission does not materially impact the valuation, so we did not pursue further enquiries.*
2. 197 pensioners have date of births which are after the date of leaving active status and one record with a DOB after the retirement date.
 - *We included these as dependant pensioners.*



6 Comparison of data with Report and Accounts as at 31 March 2014

- 6.1 For active contributing members, we calculated an implied employee contribution rate by dividing members' normal contributions disclosed in the funds' Report and Accounts by the total salaries provided. We compared this rate with a weighted rate calculated directly from the data supplied.
- 6.2 The average contribution rate under both of the tests above is 6.2% of member's pensionable pay. This yield is dependent on the membership profile from time to time, and is expected to vary slightly over time. In the reformed scheme, members will have the option to take the 50/50 option, which is expected to reduce the yield slightly. We are satisfied, based on the comparisons above that the data provided is consistent with the information from the Report and Accounts.
- 6.3 For pensioners, the total pension outgo in 2013/14 shown in the Report and Accounts for the 11 funds was £820m, which compares with the total of £846m in the data we were provided with. The difference between these two numbers is just over 3%. The pensioner amounts data provided to us included the pension increase applicable at April 2014 so it might be expected to exceed the Report and Accounts total by something close to the annual increase (2.7% based on CPI for the year to September 2013). Other reasons why we would expect these figures to differ include the timing of the data extract.
- 6.4 On this basis, we concluded that the pensioner data were consistent with the information in the funds' Annual Reports and Accounts.



7 Conclusions

- 7.1 This report describes the process that has been followed for obtaining and reviewing the data to make an assessment of the “employer cost cap”, as defined in the Public Service Pensions Act 2013, of the Local Government Pension Scheme (Scotland) as at 31 March 2014. It also includes a summary of the membership data which we intend to use for this exercise as at that date.
- 7.2 We believe that the actives data provided, with the adjustments described in this report, should be sufficient to provide a reliable assessment of the employer cost cap (see Section 1.3). A major factor in giving this opinion is that the data received was intended to be the same as the individual funds would use for their funding valuations as at 31 March 2014. The data provided to us have therefore already undergone a degree of scrutiny by the funds’ actuarial advisers. This gives additional confidence about the quality of the data for the purpose of assessing the employer cost cap. The same is true for the employer contribution rate, albeit to a lesser extent because the employer contribution rate partly relies on the assessment of the past service liabilities discussed in 7.3 below.
- 7.3 The data, including that for deferred and pensioner members, will also be used in the assessment of the past service liabilities of the Scheme (see Section 1.4). For this assessment the calculations will also involve elements of data such as GMPs and other historical matters which do not affect the future service calculations. While this report identifies some shortcomings in some of these areas such as GMPs, and in elements of the data for deferred pensioners (as described in Section 4) we believe that a reliable estimate of the past service liabilities can still be made using the same data, although this approach naturally provides a lower degree of confidence than for the future service assessment. Improving the degree of confidence might be possible but would likely involve considerable additional analysis.
- 7.4 The next steps for the valuation are:
- SPPA to confirm that the data that GAD will use for the valuation are as provided, subject to the adjustments set out in this report.
 - GAD will analyse and report on membership movements data.
 - GAD will analyse and report on membership experience and in that report make recommendations for both economic and demographic assumptions.
 - SPPA will consider the recommendations for assumptions and confirm agreement of proposed assumptions.
 - Following agreement of assumptions, GAD will perform the valuation and progress towards preparing the valuation report.



Appendix A: Data items requested

Sections 2 and 4 to 7 of the data specification dated 24 March 2014 are set out below.

2 Statement on the data

- 2.1 Along with the data please provide the following:
- > A brief statement of any adjustments made by the Fund Actuary to the data (along the lines of that included in local valuation reports)
 - > A statement that the Fund Actuary believes this data to be fit for the purpose of valuing the Fund they advise (along the lines of that included in local valuation reports).
 - > A commitment to tell GAD if any material change is made to the data (including post-hoc adjustments to results due to data issues).

3 Active members at 31 March 2014 and active movements from 31 March 2011

- 3.1 Data is required for all members active in the Scheme on 31 March 2014 ('current active data').
- 3.2 Data is also required for all members who were active members of the Scheme at some time during the period 31 March 2011 to 31 March 2014 but have since left active membership ('active movement data').
- 3.3 The active movement data should include members who have left and then rejoined the scheme in the inter-valuation period. Please let us know if it does not.
- 3.4 For current actives and active leavers, the following data is required:

General member data

- a. Fund name
- b. Unique identifier
- c. Sex (M or F)
- d. Date of birth
- e. Is the member a councillor (Y/N)?
- f. Employees contribution rate (as a percentage of pay) at 31 March 2014
- g. Date of joining (This should be date joined the LGPS, rather than the date joined fund)
- h. Critical retirement date (the date the member will attain their Rule of 85 age)



Service in the scheme

- i. Pre 08 pensionable service (up to and including 31 March 2008)
- j. 08 to 09 pensionable service (from 31 March 2008 to 31 March 2009) (*)
- k. Post 09 pensionable service (from 31 March 2009) (*)
- l. The accrued pension at the valuation date (for councillors only)

Additional service/pension

- m. Pre 08 additional service accrued to the member at the valuation date including transfers-in. (For councillors, pre-08 accrued pension)
- n. 08 to 09 additional service accrued to the member at the valuation date including transfers-in (For councillors, 08 to 09 accrued pension) (*)
- o. Post- 09 additional service accrued to the member at the valuation date including transfers-in. (For councillors, post-09 accrued pension)
- p. Additional Pension Contracts accrued to the member at the valuation date where the election occurred before 1 April 2012 (*)
- q. Additional Pension Contracts accrued to the member at the valuation date where the election occurred on or after 1 April 2012 (*)

Salary/benefit data

- r. Rate of full-time equivalent pensionable pay at 31 March 2014 (for councillors this will be the last twelve month's pensionable pay)
- s. Rate of full-time equivalent pensionable pay at 31 March 2011 (for councillors this will be the last twelve month's pensionable pay)
- t. Rate of actual pay at 31 March 2014
- u. Current part-time percentage
- v. Amount of pension in payment, revalued to 31 March 2014, due to the member taking flexible retirement
- w. Amount of pension debit revalued to 31 March 2014

GMP data

- x. Date GMP is revalued to
- y. Annual GMP accrued up to 06/04/1988
- z. Annual GMP accrued from 06/04/1988



3.5 The additional data items below are required only for the active movement data

Additional data required for actives who left

- aa. Date of leaving active status
- bb. Reason for leaving active status (see decode 1)
- cc. Marital status of primary dependent (see decode 1) (*)
- dd. Sex of primary dependent (M or F) (*)
- ee. Primary dependant's date of birth
- ff. Percentage of pension commuted on retirement (*)

4 Pensioner members at 31 March 2014 and pensioner movements from 31 March 2011

4.1 Data is further required in respect of all members who are in receipt of an LGPS pension on 31 March 2014 ('current pensioner data') and members who were in receipt of an LGPS pension at any time between 31 March 2011 and 31 March 2014 but are now not in receipt of that pension ('pensioner movement data').

4.2 Each of these pensioners should be coded into exactly one of the following categories:

Former member who retired on age grounds (including actuarially reduced retirement, unreduced early retirement, compulsory early retirement and late retirement. Also includes preserved pension coming into payment.)	A
Retired on ill-health Tier 1 benefits	B
Retired on ill-health Tier 2 benefits	C
Retired on pre-1 April 2008 ill-health enhancements	D
Widow, widower, surviving civil partner or nominated cohabiting partner	E
Child	F
Pension credit member	G
Unknown status	U
Other reason not included above	O

4.3 For both current pensioners and pensioner movements, the following data are required:

General member data

- a. Fund name
- b. Unique identifier



- c. Sex (M or F)
- d. Date of birth
- e. Pensioner group (A to H as above)
- f. Date of retirement
- g. Date left active status

Pension data

- h. Total annual pension in payment, net of pension debits, including pension increases up to (and including) April 2014
- i. Contingent annual spouse's pension including pension increases up to (and including) April 2014

GMP data

- j. The date GMP is revalued to
- k. Annual GMP accrued up to 06/04/1988
- l. Annual GMP accrued from 06/04/1988

4.4 The additional data items below are required only for the pensioner movement data

Additional details required for pensioner leavers

- m. Date pensioner status ceased
- n. Reason ceased (see decode 2)
- gg. Marital status of primary dependent (see decode 2) (*)
- hh. Sex of primary dependent (M or F) (*)
- ii. Primary dependant's date of birth (*)

5 Deferred members at 31 March 2014 and deferred exits from 31 March 2011

- 5.1 Data is further required in respect of all members who are in receipt of an LGPS pension on 31 March 2014 ('current deferred data') and members who were entitled to a deferred LGPS pension at any time between 31 March 2011 and 31 March 2014 but now are not eligible for that pension ('deferred movement data').
- 5.2 For current deferred pensioners and deferred movements the following data are required:

General member data



- a. Fund name
- b. Unique identifier
- c. Sex (M or F)
- d. Date of birth
- e. Pension credit member (Yes/No indicator)
- f. Date left active status
- g. Date that the member will attain critical retirement age

Pension data

- h. Total annual amount of pre- 08 preserved pension, net of pension debits, including increases up to and including April 2014
- i. Total amount of post-08 preserved pension, net of pension debits, including increases awarded up to and including April 2014
- j. Total annual amount of preserved accrued lump sum, including increases awarded up to and including April 2014

GMP data

- k. Date GMP revalued to
- l. Annual GMP accrued before 06/04/1988
- m. Annual GMP accrued since 06/04/1988

5.3 The additional data items below are required only for the deferred movement data

Additional details required for deferred members who have left

- n. Date deferred membership ceased
- o. Reason ceased (See decode 3)
- p. Marital status of dependent (see decode 3) (*)
- q. Sex of primary dependent (M or F) (*)
- r. Percentage of pension commuted on retirement (*)



6 Transfers in received between 31 March 2011 and 31 March 2014

6.1 Please provide data on all voluntary (ie not bulk) transfers of service into the scheme in the inter-valuation period

General member data

- a. Fund name
- b. Unique identifier
- c. Sex (M or F)
- d. Date of birth

Transfer in data

- e. Date of transfer
- f. Type of transfer ((C)lub, (I)nter-authority, Cash (E)quivalent)
- g. Monetary amount of transfer received
- h. Service credited

7 Decodes

Decode 1: Active reason for leaving

If you can't provide the detailed reason please provide the broad categories (ie D, A, W, I).

Reason for leaving		Code
Died in service	All deaths in service	D
Age retired	retired on age grounds between ages 60 and 65 (inclusive) with an entitlement to unreduced immediate benefits	A1
	took early retirement with actuarially reduced benefits	A2
	late retirements ie retirements after age 65	A3
	took compulsory early retirement (eg redundancy) with immediate benefits whether benefits recharged to the employer or not	A4
	took approved early retirement with unreduced immediate benefits	A5
Ill health retired	retired on grounds of Tier 1 ill-health	I1
	retired on grounds of Tier 2 ill-health	I2
	retired on grounds of ill-health with benefits based on enhancements applicable pre-1 April 2008	I3
Withdrew	resigned with deferred benefits	W1
	voluntary club transfer	W2



	voluntary CETV transfer	W3
	voluntary interfund transfer	W4
	Refund of contributions	W5
Other	left the Scheme for any other reason (eg bulk transfer)	O
Marital Status	Single	S
	Married	M
	Civil Partnership	C
	Nominated Cohabiting Partner	P

Decode 2: Pensioners reason for exit

Reason for leaving		Code
Died	All deaths	D
Commuted	on grounds of triviality	C1
	on grounds of serious ill health	C2
Other	Pension ceased for any other reason (eg remarriage, child ceasing education)	O
Marital Status	Single	S
	Married	M
	Civil Partnership	C
	Nominated Cohabiting Partner	P

Decode 3: Deferred reason for exit

Reason for leaving		Code
Died	All deaths	D
Age retired	retired on age grounds between ages 60 and 65 (inclusive) with an entitlement to unreduced immediate benefits	A1
	took early retirement with actuarially reduced benefits	A2
	late retirements ie retirements after age 65	A3
Ill health retired	from deferred status	I
Rejoined	opted to rejoin the scheme	R
Left	voluntary club transfer	W1
	voluntary CETV transfer	W2
	voluntary interfund transfer	W3
	refund of contributions	W4
Other	left the Scheme for any other reason (eg bulk transfer)	O
Marital Status	Single	S
	Married	M
	Civil Partnership	C
	Nominated Cohabiting Partner	P



8 Additional Data items

This section of the data specification sets out some specific responses from each authority that we require in respect of the 2014 valuation of the LGPS Scotland National Analysis.

- a. Please confirm whether the date of joining for active members refers to the date the member joined the fund or the date the member joined the LGPS.
- b. Please confirm whether you were able to provide details of the split between pre-08 and post-08 benefits for deferred pensioners
- c. Please could you confirm whether you have been able to provide data in respect of Councillors? Please could you also confirm the number of Councillors that are members of your LGPS fund?
- d. Please could you confirm whether you have been able to provide data in respect of Additional Pension Contracts? Please could you also confirm the current number of Additional Pension Contracts in your fund?
- e. Please could you confirm that the data includes the 2014 Pension Increase?
- f. Please could you confirm whether or not you have provided GMP data in the required format, and if not, confirm what data you hold regarding this.



Appendix B: List of funds

Data were requested from the following funds:

1. Dumfries and Galloway Council Pension Fund
2. Falkirk Council Pension Fund
3. Fife Council Pension Fund
4. The Highland Council Pension Fund
5. Lothian Pension Funds
 - a. Lothian Pension Fund,
 - b. Lothian Buses Pension Fund,
 - c. Scottish Homes Pension Fund
6. North East Scotland Pension Fund
7. Orkney Islands Council Pension Fund
8. Scottish Borders Council Pension Fund
9. Shetland Islands Council Pension Fund
10. Strathclyde Pension Fund
11. Tayside Pension Funds
 - a. Tayside Pension Fund,
 - b. Tayside Transport Pension Fund

Notes on missing data

Data were provided in relation to 11 authorities. Unfortunately data for two small funds, Strathclyde Pension Fund No 3 Fund and Aberdeen City Council Transport Fund were not provided in time to be included in this analysis. The omission of these data sets had no material impact on the calculation of the cost cap.